













GRADE No.	N12	N11	N10	N9	N8	N7	N6	N5	N4	N3	N2	N1
VALUE	50	25	12.5	6.3	3.2	1.6	0.8	0.4	0.2	0.1	0.05	0.025
SYMBOL												

NOTE.

1. ALL DIMENSIONS ARE IN mm
2. REMOVE SHARP EDGES AND BURRS

							L=198.5	EXTRUSION REF 942-50204		
SL.No.	QTY	PART / STOCK No.	DESCRIPTION				SIZE (mm)	COMPANY STD./I.S	Wt. (Kg)	
								MATERIAL		
						PRODUCT	KMRC RS(3R) METRO CARS			
						REF DRG				
						MATERIAL				
						HEAT TREAT.		APPD	KCS	170417
						SURFACE TREAT.		REVD		
						TITLE	FRAME	CHKD	SNH	170417
								DRWN	KIRAN	170417
								SCALE		SHEET OF
							DRG No.	942-50322		ALT
ALT.NO.	ECN NO/CHANGES	DATE	BY	CHKD	APPD	BEM LIMITED <small>NEW FRONTIERS. NEW DREAMS</small>				